



Scavenger Hunt

Let's go on a Searchasaurus scavenger hunt!

- 1. Go Home** Log on and go the Searchasaurus Home Page.
- 2. Look Around You** – Look at the home page. See what is there.
 - A. Where is the **Find box**?
 - B. Look at the pictures of Searchasaurus. Find the picture of Searchasaurus wearing a backpack. What topic is it?

Where are **Fun Facts**?


- 3. Mellow Yellow:** Find the yellow buttons on the Home Page



Click the **Dictionary** button.


- A. In the Look Up box, enter the word *cackle*. What part of speech is the word? Is there more than one?
- B. What does it mean? Write a definition in the space here below.

Definition: _____


- 4. What Happens When I Click Here...?** Click the Searchasaurus logo  on the computer. Where do you land? _____

- 5. Go to the Find Box:** Type the word *cocoon*. Click Search. How many articles are listed?

- 6. Find the Go Back button** , and click it. Where do you land?

- 7. Click Search again.** Look for an article in the list with the title "Butterflies and Moths." It will have this picture  with it.


- A. Click the title to open the article. How many pictures are in the article?

- B. What magazine is this article from?
- C. Click 
- D. Click the picture of the magazine at the top of the list. How many articles do you have now?
- E. Look for the article "Got Silk?" on the list in front of you.
Who is the author?
What magazine is it from?
What is the date of the magazine?
- F. Somewhere on the page, you should see  [PDF Full Text](#). Click it to open the article. It looks just like a page from the magazine. What kind of article is "Got Silk?"
- G. Print the article.

Where to Next? 

 **Go to the Searchasaurus Home Page**

8. Search by Topic: Click the picture of **Searchasaurus Science & Math**. You're in the topic Science & Math. Now, let's hunt for a category in Science & Math.

- A. Click **Weather**. Now, the real hunt begins.
- B. Which topic do you click if you want to find an article about...what clouds are made of? Click the picture you think is right one.
- C. Find an article you like. Write the title, author, and magazine here.
Title
Author
Magazine
- D. Now open the article. Do you see this on the page?
 If you do, click it. You've just found articles like the first one you chose. How many are there on the list? Choose one article to print out and read.

9. Hit the Panic Button! You're being chased by treasure hunters! Time to Escape!

Click the Home button



or the Searchasaurus logo



on your computer.

Safe Home!

10. Search by Keyword: Remember our search for clouds? We're going to find the articles again, by following a different trail – the Find Box. Type the title from Number 8C in the Find box. Click Go. Ta Da!

11. Click Start Over:

Start Over

12. Capture the Flag: Find the **Pictures** button.

Type **Flag of (Your State/Province here)** in the Find box. You should see your state flag on the list. Click it open.

13. Go Back Home

14. Find the Fun Facts section! What is it?

The Searchasaurus hunt is over! Congratulations!!

Related Information Literacy Standards

Big6 Skill: 3. Location and Access

3.1 Locate sources (intellectually and physically).

3.2 Find information within sources.

Information Literacy Standards (AASL)

1.5 develops and uses successful strategies for learning information

7.1 seeks information from diverse sources, contents, disciplines, and cultures



Scavenger Hunt Answer Key

This key provides answers to questions that have set answers. Responses based on a student's choice of articles, or the date of the search will vary, and are not included here.


2. Look Around You

- A. Where is the **Find box**? Near the top of the page
- B. (People & Places)
Where are **Fun Facts**? (at the bottom of the page)

3. Click the **Dictionary** button.

- A. In the Look Up box, enter the word *cackle*. What part(s) of speech is the word? Verb and Noun Is there more than one? Yes
- B. What does it mean? Write one definition in the space here below.
Definition: v. To laugh or speak in a shrill, noisy way

4. What Happens When I Click Here...? The Home Page

- 6. Find the Go Back button , and click it. Where do you land? On the search page with the word **cocoon** in the Find box, ready to do my search again.
- 7.
 - A. How many pictures are in the article? Three
 - B. What magazine is this article from? *Australian Wildlife*
 - E. Look for the article "Got Silk?"
Who is the author? Ken Feisel
What magazine is it from? *dig*
What is the date of the magazine? Nov/Dec. 2003
 - F. What kind of article is "Got Silk?" A game/maze
- 8. **Search by Topic:**
 - B. Which topic do you click if you want to find an article about...what clouds are made of? **Clouds**

Note to Instructor: Click Refresh on your browser to see more **Searchasaurus Fun Facts**